

CrossWise™
RF Transseptal Access System

Control. Choice. Confidence.



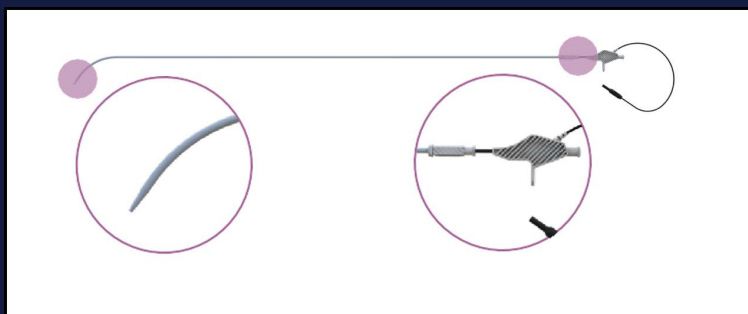
Control

Designed for **stiff rail support to aid in secure crossing and controlled catheter delivery.**

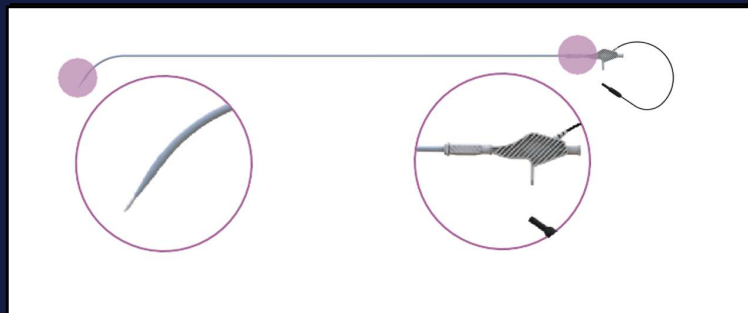
Shapeable cannula allows for repositioning and precise targeting on the Fossa Ovalis.

Radiopaque cannula allows for easy visualization on fluoroscopy.

Visual proximal indicator sleeve identifies when the cannula tip is outside the dilator, allowing user to control advancement while crossing.



Proximal indicator sleeve visible, cannula not deployed



Proximal indicator sleeve hidden, cannula deployed

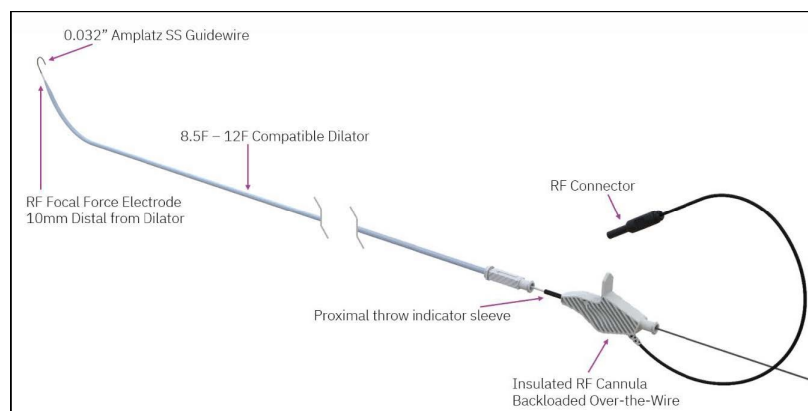
Choice

Compatible with commonly used steerable or fixed sheaths. Use with the tools and techniques of your preferred workflows.

Over the wire, zero exchange catheter system can be facilitated with fewer steps.

Guidewire flexibility allows standard 0.032" wire to be backloaded and ready to deliver upon crossing.

No proprietary capital equipment required for use. Compatible with commercially available electrosurgical pencil.



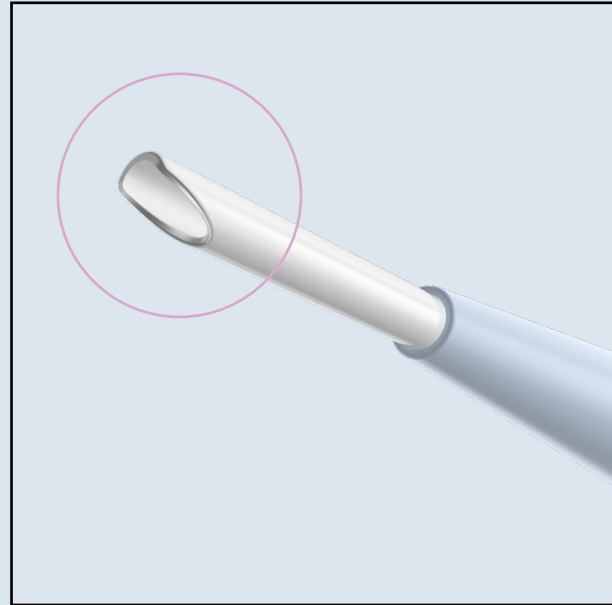
Crosswise system backloaded over the wire

Confidence

Dielectrically coated inner and outer lumen of the cannula, designed to safely facilitate guidewire retention throughout the procedure without electrical loss.

Bevel designed with atraumatic shape for smoother controlled crossing.

Patented focal force electrode delivers RF energy only at the tip.

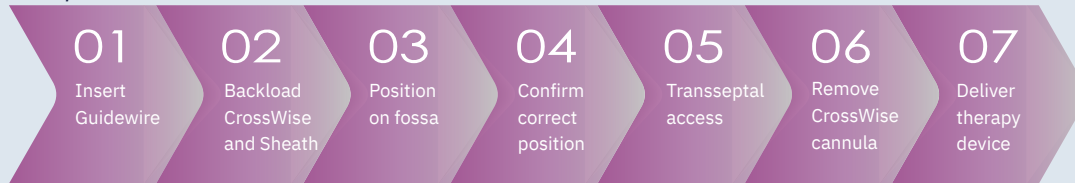


Patented bevel design

Optimized Zero Exchange Workflow

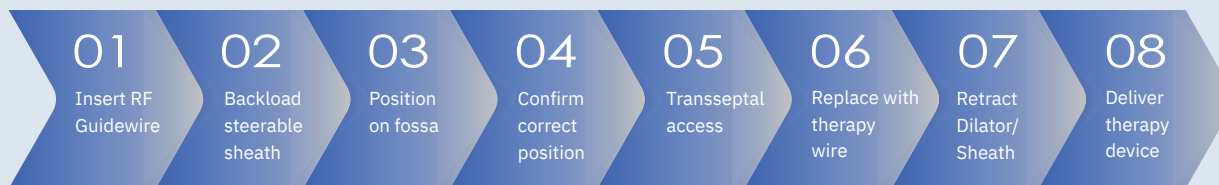
CrossWise

7 steps to access



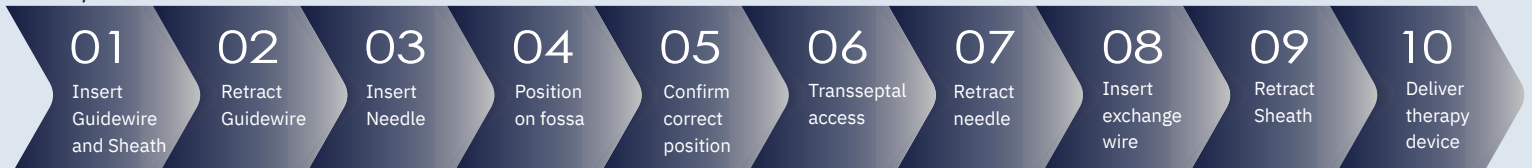
RF Wire

8 steps to access



Needle


10 steps to access



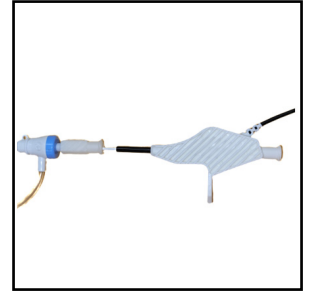
Ordering Information

Product Code	Description
CW-1085A	CrossWise RF Transseptal Access System Compatible with Agilis steerable sheath, 71cm
CW-1085S	CrossWise RF Transseptal Access System Compatible with Swartz fixed sheath, 63cm
CW-1012C	CrossWise RF Transseptal Access System Compatible with FlexCath Advance sheath, 65cm
CW-1012W	CrossWise RF Transseptal Access System Compatible with Watchman sheath, 75cm
CW-1001	CrossWise Multi-Use RF Adapter Cable Connects CrossWise to commercially available electro-surgical pencil


CrossWise family is compatible with commonly used transseptal sheaths.



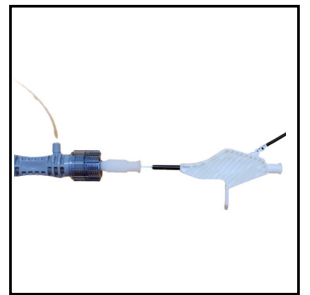
8.5 Fr - Steerable, Abbott Agilis
CW-1085A



8.5 Fr - Fixed, Abbott Swartz
CW-1085S



12 Fr - Cryo, MDT FlexCath
CW-1012C



12 Fr - LAA, BSC Watchman
CW-1012W

For more information, contact your CIRCA Scientific representative at:
info@circascientific.com | 303-951-8767

Indications for Use: The CrossWise™ RF Transseptal Cannula and accessories are used to create an atrial septal defect in the heart. Secondary indications include infusing solutions including heparinized saline and mixtures of 50% contrast media and 50% saline.

Rx Only Caution: Federal (U.S.A.) law restricts this device to sale by or on the order of a physician.

For patent information, visit circascientific.com/patents

© 2024 CIRCA Scientific, Inc. All Rights Reserved. CrossWise is a trademark of CIRCA Scientific, Inc. The third-party trademarks used herein are trademarks of their respective owners.

CW-ART100 Rev. 01



CIRCA
SCIENTIFIC

CIRCA Scientific, Inc
Corporate Office
14 Inverness Drive East,
Suite H-136
Englewood, CO 80112
info@circascientific.com



Office: 1.303.951.8767
Fax: 1.303.951.8769

www.circascientific.com